



Search

Caseload

Contact us

True Colours information

TC No. 49

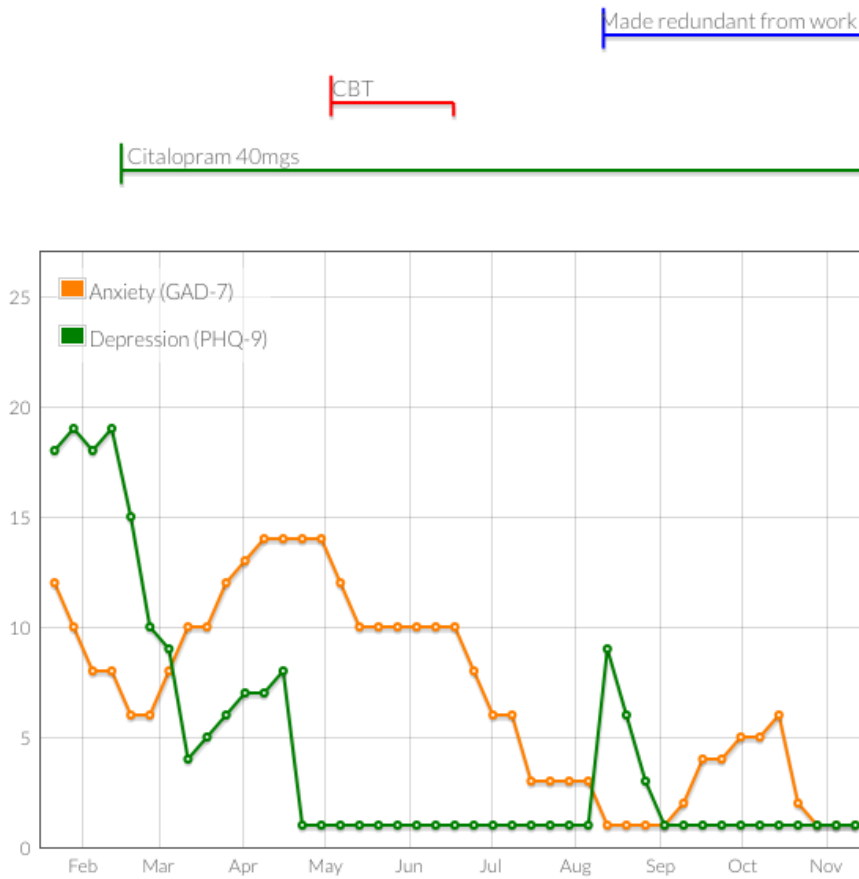
Graph

Questionnaires

Notes

Schedules

Patient's contact details



Key / Options

NOTES

- General
- Medication
- Intervention

LINE GRAPH DISPLAY

- Anxiety (GAD-7)
- Depression (PHQ-9)

SYMPTOM GRAPH DISPLAY

- Anxiety (GAD-7)
- Depression (PHQ-9)

PERSONALISED QUESTION GRAPHS

- Rate your anxiety when you were completing your step towards your goal this week?
- How many times have you been for a walk at lunchtime this week?
- During the past week, how many alcoholic drinks have you had on a typical day?

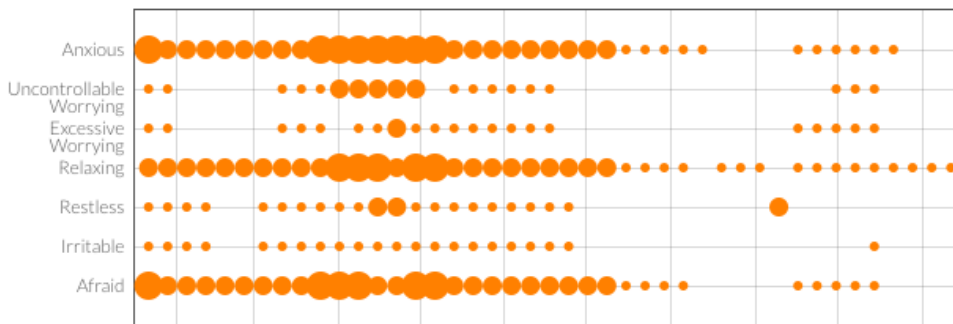
TIME PERIOD

Full

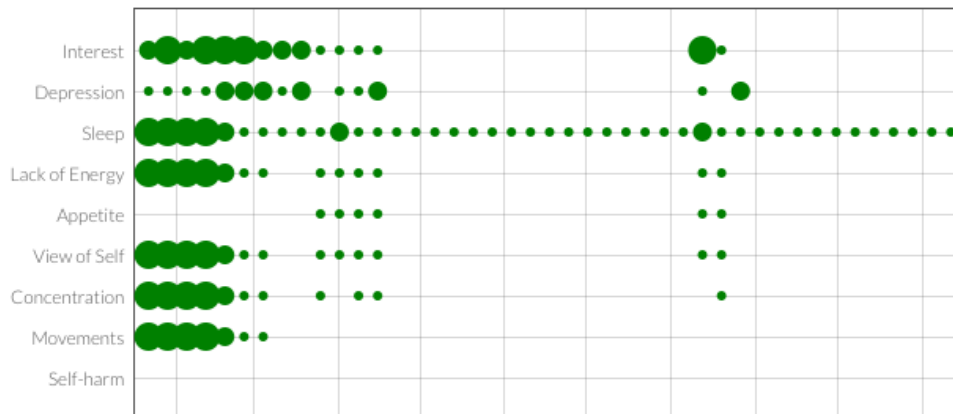
DOWNLOADS

Download this graph

ANXIETY (GAD-7)



DEPRESSION (PHQ-9)



HOW MANY TIMES HAVE YOU BEEN FOR A WALK AT LUNCHTIME THIS WEEK?

